
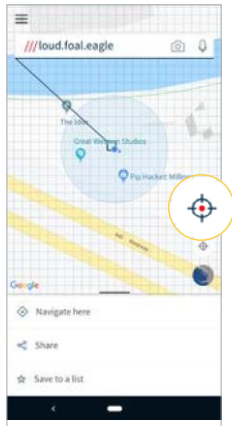


Using what3words



Find a 3-word address

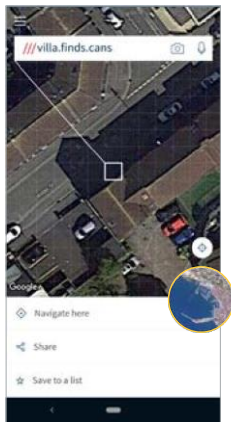
1. Open the what3words app and tap  to find your current location.



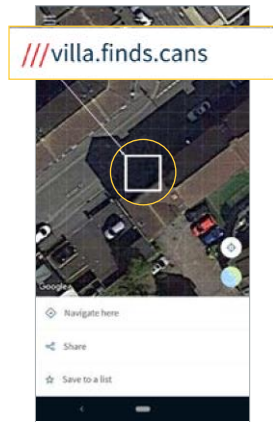
2. Or: enter your street address into the search bar.



3. Zoom in, switch to satellite mode and drag the map to find the exact location you want. *



4. Tap to select a square for its 3 word address which will display at the top of the screen.



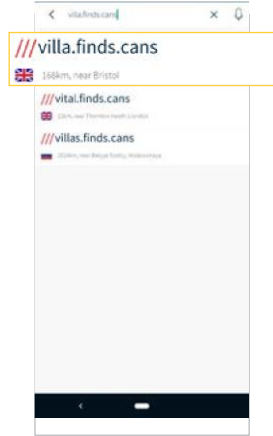
*N.B. Please wait for the blue dot to stabilise to ensure you have the most accurate 3 word address. You can also use compass mode to check your accuracy. GPS signal is weak inside buildings, so to get a more accurate location, find the nearest entrance and discover its 3 word address to direct others there.

Search for and get directions to a 3-word address

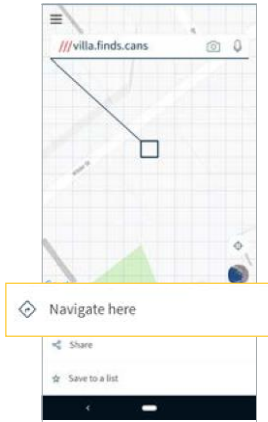
1. Enter the 3 word address in the format word.word.word into the search bar. Remember to add in the full stops.



2. Select the correct 3 word address.



3. Tap "Navigate Here"



4. Get directions with your preferred navigation app.

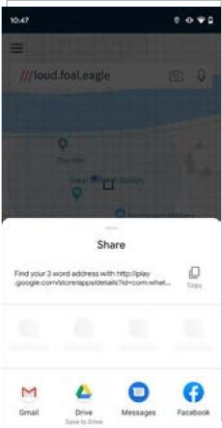


Share a 3-word address


- 1. Find a 3 Tap 'Share' and select one want to 'Saved



- word 2. address, or the app from you use. your Locations'.



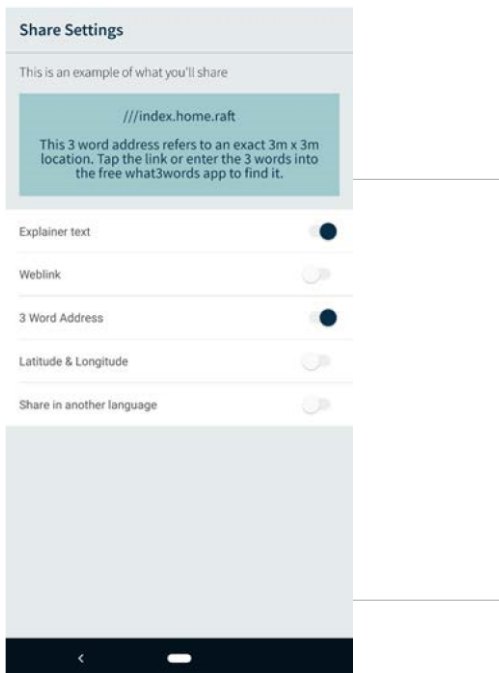
Tip:

3. To remove the default sharing explainer text, tap the menu icon  at top left.

4. Go to 'Settings' and tap 'Share Settings'.

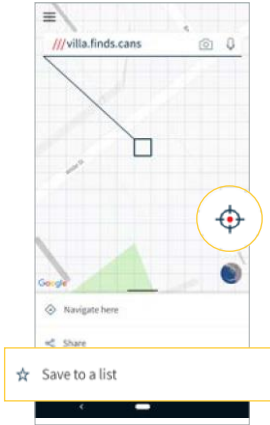
5. Tap the 'Explainer Text' toggle.

6. Here you can also add more location information and share 3 word addresses in another language.

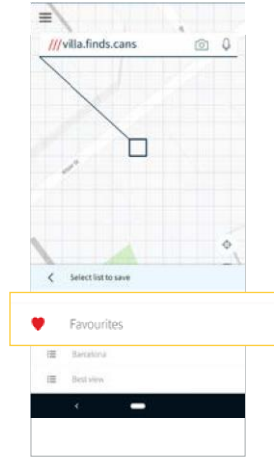


Save a 3-word address

1. Select a square and tap 'Save to a list' ☆.



2. You can save to an existing list, for example, 'Favourites'.




3. To save your location to a new list, tap 'Add a new list' and give your list a name, for example, *parking spots*. Next, tap the 'tick' - or press return.



4. Once you've saved to a list, an extra row will be revealed with the option to add a note. This is a way of identifying that 3 word address later.

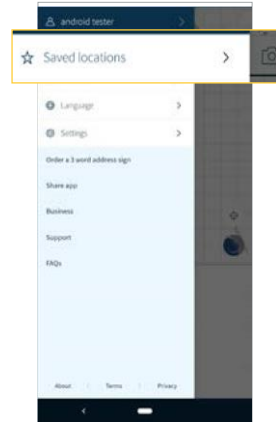


Finding one of your Saved Locations

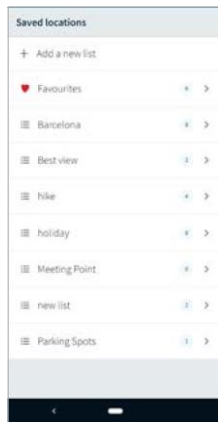
1. Tap the menu icon .



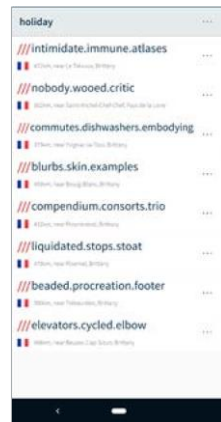
2. Tap 'Saved locations'.



3. Select your list.



4. Select your preferred 3 word address, then get directions or share.

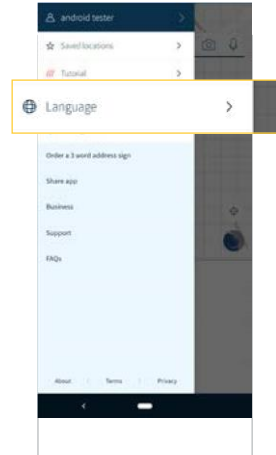


How to change languages

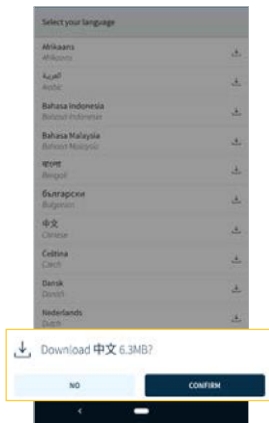
1. Tap the menu icon



2. Then tap 'Language'.



3. Select the language of your choice to confirm download.




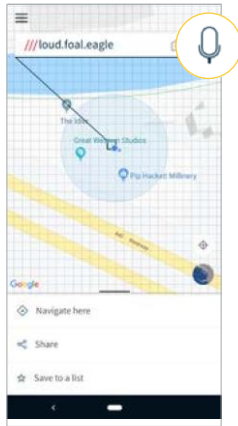
4. On Android devices, tap 'OK' to restart the app in the new language. On iOS devices no restart is needed.



*N.B. Switching to a language other than English (UK) involves a small download, which contains the language pack.

How to use voice

1. Tap  on the search bar at the top of the screen



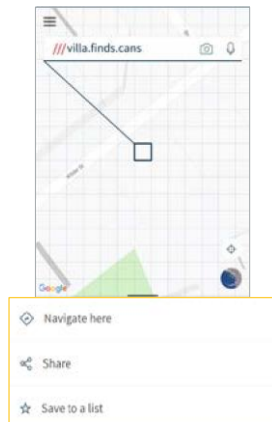
2. Speak the 3 word address you are searching for, for example 'word word word' - without the dots.



3. Select the correct address.



4. Get directions or share.




How to add a what3words address sticker to a photo

1. Tap the Photo button in the panel and take a photo.square, tap

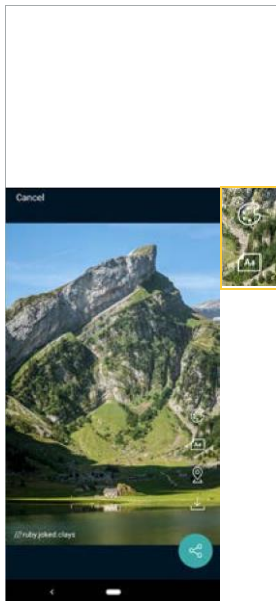



2. If you need action to select different

the pin icon



3. Use the icons on the right to change the sticker colour and style.



Tip:
To add a what3words address to an existing photo, tap the menu icon  in the top corner of your screen and select 'Import a photo'. The app uses the photo's geolocation information to display the what3words address.



How to scan a 3-word address

1. Tap the scan icon in the search bar at the top of the screen.



2. Point your camera at the 3 word address. Make sure it sits in the scanning window.




3. Hold still for a few seconds, giving it time to scan the address.

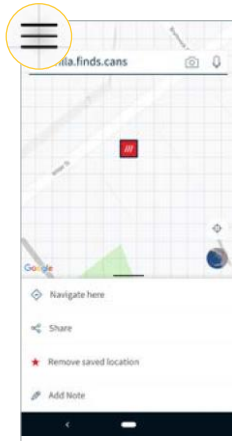


4. Tap the correct address.

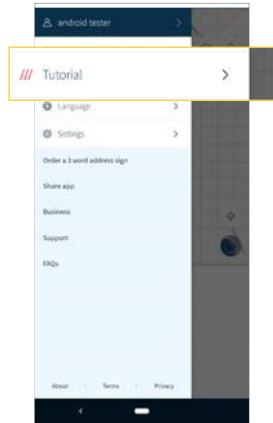


How to re-open the tutorial

1. Tap the menu icon .



2. Tap 'Tutorial'.



3. Swipe to move to next screen.

How

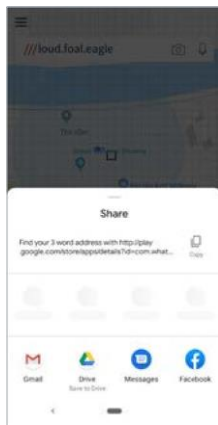


to share the app


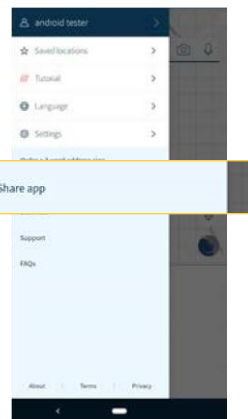
1. Tap the menu icon



3. Select the app in which you'd like to share what3words




2. Tap 'Share app'

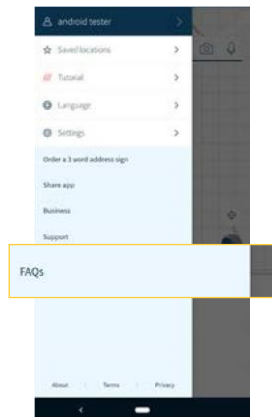
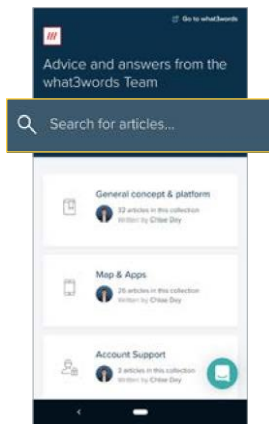


How to find Frequently Asked Questions

1. Tap the menu icon



3. Enter your question into the search bar.



2. Tap 'FAQs'